

Broadcast

HMD 26
HMDC 26
HME 26



Instruction manual

Safety instructions

- Please read these instructions carefully and completely before using the headset.
- Make these instructions easily accessible to all users at all times.
- Always include these instructions when passing the headset on to third parties.
- The headset is capable of producing sound pressure levels exceeding 85 dB(A). In many countries 85 dB(A) is the maximum legally permissible level for continuous noise exposure during the working day. Exposure to sounds of higher volume levels or for longer durations can permanently damage your hearing!
- Never repair or attempt to repair a defective headset yourself. Contact your Sennheiser agent or the Sennheiser Service Department.
- Only replace those parts of the headset whose replacement is described in this manual. All other parts of the headset must be replaced by your Sennheiser agent.
- Protect the headset from wetness. Use only a slightly damp cloth to clean the headset. For information on how to clean the headset, contact your Sennheiser agent.

Intended use of the headset

Intended use includes:

- having read this instruction manual especially the chapter "Safety instructions".
- using the headset within the operating conditions as described in this instruction manual.

Improper use

Improper use means using the headset other than as described in this instruction manual, or under operating conditions which differ from those described herein.

HMD 26 / HME 26 / HMDC 26

The HMD 26/HME 26/HMDC 26 headsets feature dynamic, closed headphones. The noise-compensating microphone of the HMD 26 and HMEC 26 ensures excellent speech transmission even in noisy environments. The headsets have been designed for broadcast use, e.g. for outdoor broadcast or broadcast van applications. The HMDC 26 features NoiseGard™ active noise compensation. The HME 26 is fitted with an omni-directional condenser microphone and is ideally suited for studio use.

Features

- Lightweight
- Extremely comfortable to wear, even for extended listening, due to the patented two-piece automatic headband and soft ear pads
- ActiveGard™ (switchable) safeguards you from volume peaks above 105 dB
- “Flip-away” headphone allows single-sided listening
- Detailed, linear sound reproduction for demanding applications
- Flexible microphone boom, can be worn on either left or right-hand side
- Noise-compensating dynamic microphone ensures excellent speech transmission (HMD/HMDC)
- Omni-directional condenser microphone with extremely linear frequency response (HME)
- Single-sided cable, easy to exchange

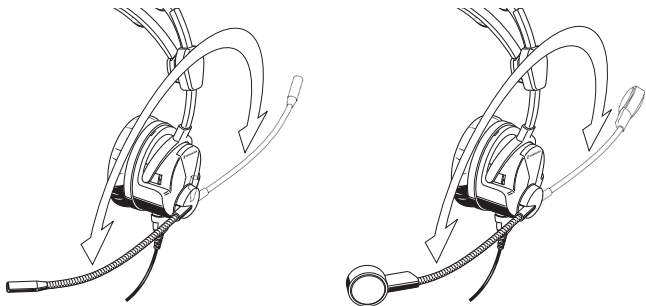
Delivery includes

- 1 HMD 26 / HME 26 / HMDC 26 headset
- 1 cable clip
- 1 wind and pop screen
- 1 instruction manual

Operation

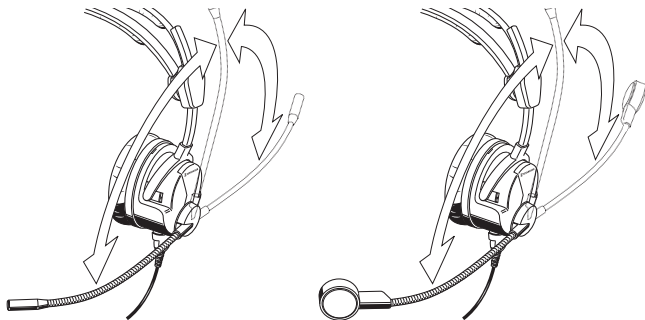
Turning the microphone boom

The microphone boom can be rotated by 180°. This allows the headset to be worn with the microphone boom positioned on either the left or right-hand side of the head.



Switching the microphone transmission off

If, during turning, the microphone boom is in the middle position (90°), the microphone transmission will be switched off in order to prevent disturbing noise.



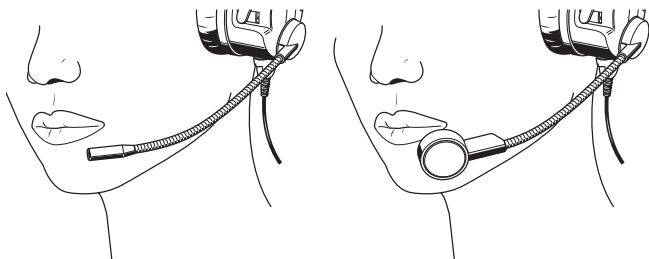
Putting on the headset

When putting on the headset, the patented two-piece headband adjusts automatically.



Positioning the microphone

Bend the flexible microphone boom so that the microphone is placed at the corner of the mouth. Maintain a distance of approx. 2 cm between microphone and mouth. Always use the supplied wind and pop screen.



Flipping away one earcup

The headset features a “flip-away” earcup for single-sided listening.



Adjusting the volume directly on the audio system

Connect the headset to the corresponding sockets of your audio system. Adjust the volume directly on the audio system.


CAUTION! Hearing damage due to high volumes!

This headset is capable of producing high sound pressure levels. Higher volumes or longer durations can damage your hearing!

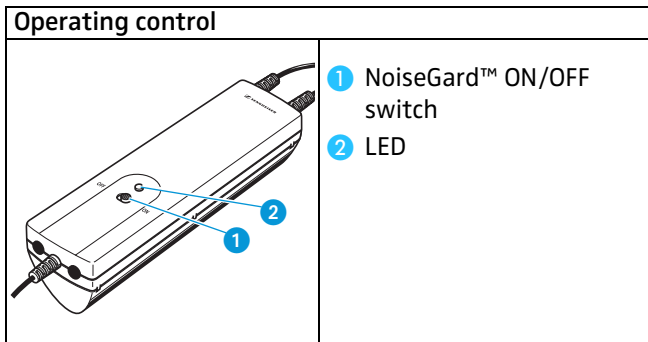
Set the volume to a medium level. Make sure that you can hear critical environmental sounds.

Switching ActiveGard™ on and off (HME/HMD)

ActiveGard™ safeguards your ears from volume peaks above 105 dB, which can be transmitted via the audio system or radio equipment. ActiveGard™ is factory-preset to “on”. You can switch ActiveGard™ off by gently sliding the switch to the upper position using a pointed tool.



Operating control for HMDC 26 in conjunction with cable -B-6



Switching NoiseGard™ on/off

The NoiseGard™ ON/OFF switch 1 allows you to switch the NoiseGard™ active noise compensation on or off. With NoiseGard™ switched off, the headset can be used as a conventional headset.

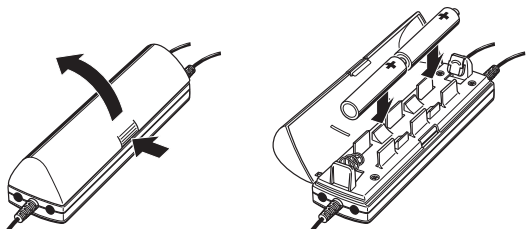
Set the NoiseGard™ ON/OFF switch 1 to the desired position:

ON: NoiseGard™ is switched on. The LED 2 lights up, indicating the battery charge status (see page 9).

OFF: NoiseGard™ is switched off. The LED 2 is off.

Powering NoiseGard™ via two (rechargeable) batteries

Insert two 1.5 V AA alkaline batteries (IEC LR 6) or two 1.2 V AA rechargeable batteries (IEC LR 6). Observe correct polarity when inserting the batteries.



The operating time with batteries/rechargeable batteries is approx. 100 hours.

With NoiseGard™ switched on (see page 8), the LED ② provides information on the remaining battery/rechargeable battery capacity.

LED ② lights up yellow: The battery capacity is sufficient.

LED ② lights up red: The batteries are flat. Replace the batteries.

Care and maintenance

Cleaning the headset

Use a soft, slightly damp cloth to clean the headset from time to time. If the headset is very dirty, use a cloth dampened with mild, soapy water. Do not use any solvents or cleansing agents.

CAUTION! Danger of short-circuit due to the ingress of water!

Water entering the housing of the headset can cause a short-circuit and damage the electronics.

Replacing the earpads

For reasons of hygiene, the earpads should be replaced from time to time. Grasp the edge of the earpad and pull sharply. Attach the new earpad to the earcup by pressing firmly around the earpad until you hear all 12 latches lock into place. Repeat for the other earcup.



Accessories and spare parts

By changing the cable, you can simply retrofit your headset (see "Product variants" on page 13).


- Cable -6 Cat. No. 500836
- Cable -7 Cat. No. 502360
- Cable -B-6 (HMDC) Cat. No. 502470
- Cable -H-6 Cat. No. 502533
- Cable -X4F Cat. No. 502461
- Cable -X5 Cat. No. 502462
- Cable -X3K1 Cat. No. 502459
- Cable -X3K1-P48 (HME) Cat. No. 502460
- Cable -H-X4F Cat. No. 502457
- Cable -H-X5 Cat. No. 502458
- Cable -H-X3K1 Cat. No. 502456
- Headband padding, 1 pair Cat. No. 515629
- Earpads, leatherette, 1 pair Cat. No. 529766
- Earpads, leatherette, 100 pairs Cat. No. 529767
- Earpads, velour, 1 pair Cat. No. 532724
- Hygiene pads HZH 26, 200 pairs Cat. No. 502595
- Carry bag Cat. No. 077408
- Wind screen for MD 424, 1 item Cat. No. 532732
- Wind screen for MD 424,
any quantity Cat. No. 530811
- Wind screen for MKE 4-2, 1 item Cat. No. 532733
- Wind screen for MKE 4-2,
any quantity Cat. No. 524577

- Cable clip MZQ 2002
- Cable clip HZC 08

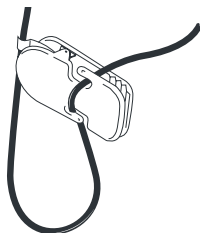
Cat. No. 044740

Cat. No. 525787

Cable clips



HZC 08
(for round cable only)



MZQ 2002
(for round or flat cable)

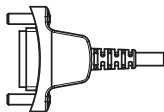

Product variants

Variant (Cat. No.) (Part Number)	Description	Cable, length 2 m
HMD 26-600* (502463) (026-EA)	600 Ω per system, dynamic microphone	–
HMD 26-600-X3K1 (502466) (026-EA-999-0E36)	600 Ω per system, dynamic microphone	Steel wire cable with XLR-3 connector and ¼" (6.3 mm) jack plug
HMD 26-600-7 (502464) (026-EA-999-0C32)	600 Ω per system, dynamic microphone	Steel wire cable with open ends
HMD 26-600S* (502465) (026-FA)	600 Ω , single-sided, dynamic microphone	–
HMD 26-100* (502451) (026-AA)	100 Ω per system, dynamic microphone	–
HMD 26-100-7 (502452) (026-AA-999-0C32)	100 Ω per system, dynamic microphone	Steel wire cable with open ends
HMDC 26-600* (502453) (026-DA)	NoiseGuard™, 600 Ω per system, dynamic microphone	–
HME 26-100* (502454) (026-B5)	100 Ω per system, condenser microphone	–
HME 26-100-7 (502455) (026-B5-999-0C32)	100 Ω per system, condenser microphone	Steel wire cable with open ends
HME 26-600* (502467) (026-G5)	600 Ω per system, condenser microphone	–
HME 26-600-7 (502468) (026-G5-999-0C32)	600 Ω per system, condenser microphone	Steel wire cable with open ends
HME 26-600S* (502469) (026-H5)	600 Ω , single-sided, condenser microphone	–

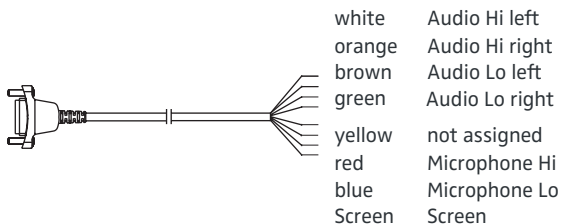
* The headsets can be combined with all cables (see page 11).

Cable and connector assignment

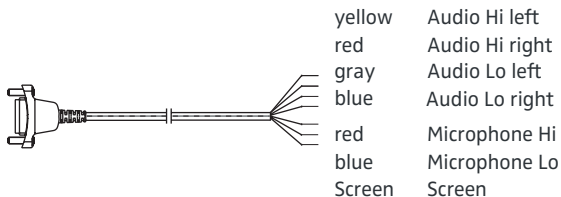
Headset connector



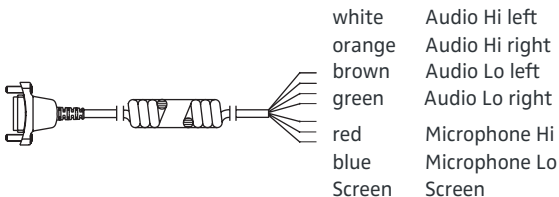
Cable -6 (HMD/HME)




Cable -7 (steel wire cable, HMD/HME)




Cable -H-6 (HMD/HME)



Cable -X4F/cable -H-X4F (HMD/HME)



Cable -X5/cable -H-X5 (HMD/HME)



Cable -X3K1/cable - H-X3K1 (HMD/HME)



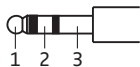
XLR-3 connector



Solder side

- 1 Screen
- 2 Microphone Hi
- 3 Microphone Lo

**¼" (6.3 mm)
jack plug**



Solder side

- 1 Audio Hi left
- 2 Audio Hi right
- 3 Audio Lo

Cable -X3K1-P48 (HME*)



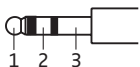
XLR-3 connector



Solder side

- 1 Ground/screen
- 2 Microphone Hi/48 VDC
- 3 Microphone Lo/48 VDC

**¼" (6.3 mm)
jack plug**



Solder side

- 1 Audio Hi left
- 2 Audio Hi right
- 3 Audio Lo

* Together with the cable -X3K1-P48, the HME 26 is designed for P48 phantom powering as per DIN 45596.

Cable -B-6 (HMDC)



- | | |
|--------|----------------|
| yellow | Audio Hi left |
| red | Audio Hi right |
| gray | Audio Lo left |
| blue | Audio Lo right |
| red | Microphone Hi |
| blue | Microphone Lo |
| Screen | Screen |

Specifications

HMD 26-600/-100

Headphones

Transducer principle	dynamic, closed
Ear coupling	supra-aural
Frequency response	20–18,000 Hz
Impedance	
HMD 26-600	300 Ω mono/600 Ω stereo
HMD 26-600S	600 Ω mono
HMD 26-100	50 Ω mono/100 Ω stereo
Characteristic SPL	105 dB SPL at 1 kHz, 1 mW
HMD 26-600/-600S	107 dB SPL at 1 kHz, 1 V
HMD 26-100	115 dB SPL at 1 kHz, 1 V (ActiveGard switched off)
Max. SPL	105 dB SPL at 1 kHz (ActiveGard switched on)
HMD 26-600/-600S	127 dB SPL at 1 kHz, 200 mW
HMD 26-100	128 dB SPL at 1 kHz, 200 mW (ActiveGard switched off)
THD	< 0.5 % at 1 kHz
Contact pressure	approx. 3.6 N

Microphone

Type	MD 424
Transducer principle	dynamic, noise-compensating
Frequency response	40–16,000 Hz
Output voltage	0.3 mV/Pa at 1 kHz
Impedance	300 Ω

General data

Temperature range	operation: –15 °C to 55 °C storage: –55 °C to 70 °C
Weight without cable	
HMD 26-600/-100	approx. 200 g
HMD 26-600S	approx. 130 g

Specifications

HME 26-600/-100

Headphones

Transducer principle	dynamic, closed
Ear coupling	supra-aural
Frequency response	20–18,000 Hz
Impedance	
HME 26-600	300 Ω mono/600 Ω stereo
HME 26-600S	600 Ω mono
HME 26-100	50 Ω mono/100 Ω stereo
Characteristic SPL	105 dB SPL at 1 kHz, 1 mW
HME 26-600/-600S	107 dB SPL at 1 kHz, 1 V
HME 26-100	115 dB SPL at 1 kHz, 1 V (ActiveGard switched off)
Max. SPL	105 dB SPL at 1 kHz (ActiveGard switched on)
HME 26-600/-600S	127 dB SPL at 1 kHz, 200 mW
HME 26-100	128 dB SPL at 1 kHz, 200 mW (ActiveGard switched off)
THD	< 0.5 % at 1 kHz
Contact pressure	approx. 3.6 N

Microphone

Type	MD 424
Transducer principle	pre-polarized condenser microphone, omni-directional
Frequency response	40–16,000 Hz
Output voltage	4 mV/Pa \pm 2.5 dB
Terminating impedance	min. 4.7 k Ω
Supply voltage	5–15 V DC

General data

Temperature range	operation: –15 °C to 55 °C storage: –55 °C to 70 °C
Weight without cable	
HMD 26-600/-100	approx. 200 g
HMD 26-600S	approx. 130 g

Manufacturer Declarations

Warranty

Sennheiser electronic GmbH & Co. KG gives a warranty of 2 years on this product.

For the current warranty conditions, please visit our web site at www.sennheiser.com or contact your Sennheiser partner.

CE Declaration of Conformity

CE This equipment is in compliance with the essential requirements and other relevant provisions of Directive 2004/108/EU.

The declaration is available at www.sennheiser.com.

Before putting the device into operation, please observe the respective country-specific regulations!



Sennheiser electronic GmbH & Co. KG
Am Labor 1, 30900 Wedemark, Germany
www.sennheiser.com

Printed in Germany
Publ. 01/09
523984/A01